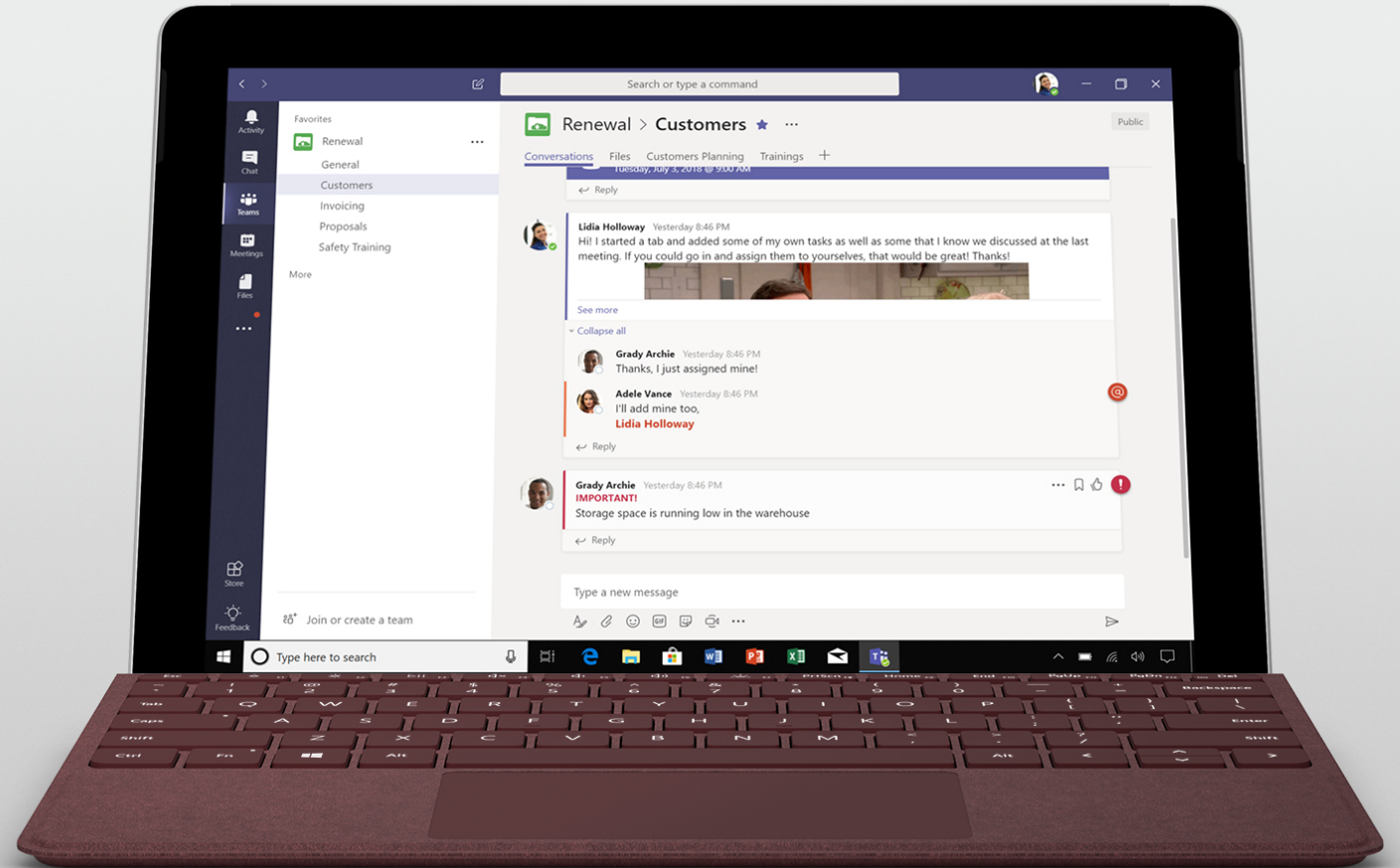




Surface Go for your Firstline Workforce





Empower your firstline with Surface Go

Equip your teams to achieve more with Surface Go, a powerful, versatile device that's great for improving customer engagements and streamlining operations.



Help your teams achieve
their greatest impact

Foster culture and community

Invest in modern tools for your teams to demonstrate your commitment to them. When teams are excited to use the tools you give them, you create a positive culture.

Train and upskill employees

Connect your teams to each other and to the company with devices that enable them to readily access organizational materials, company training modules, and educational courses.

Digitize business processes

Automate everyday activities and workflows with a innovative devices that takes advantage of touch and digital inking. Create, update, and manage schedules and tasks on the fly.

Surface Go

Portable power

Compact and light, at 10" and just 1.15 pounds

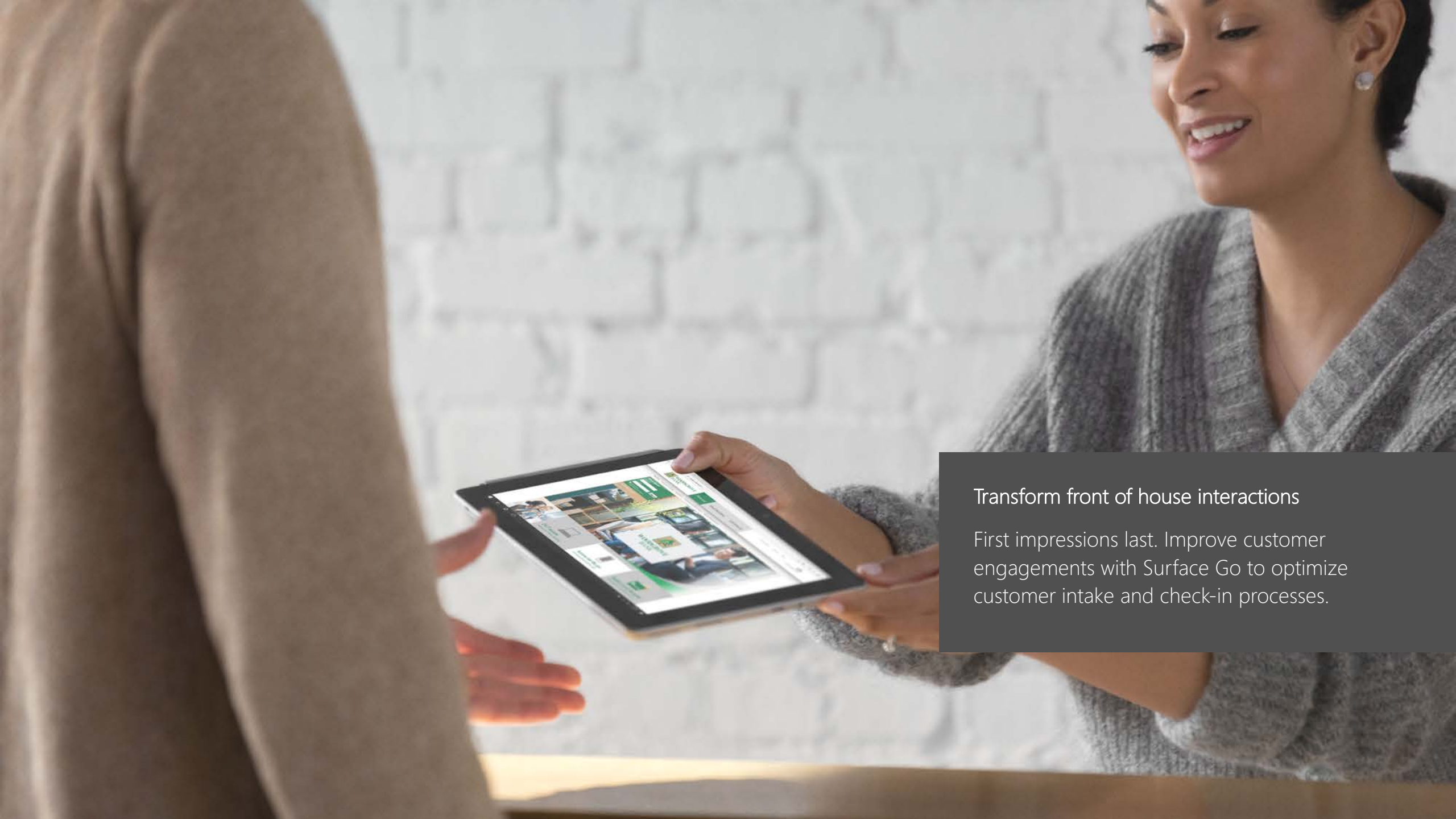
Sleek, modern design with tablet to laptop flexibility and built-in Kickstand

Optional LTE Advanced for on-the-go productivity

Intel® Pentium® Gold processor powers full feature desktop software

Natural typing and trackpad experience with Surface Go Type Cover*





Transform front of house interactions

First impressions last. Improve customer engagements with Surface Go to optimize customer intake and check-in processes.



Transform front of house interactions

Digitize traditional form processes

- At 1.15 lbs. and 10", it's the perfect size to pass off to customers to verify or input information
- Improve outdated paper and clipboard processes
- Save time by eliminating the need for manual input



Transform front of house interactions

Natural inputs for ease of use

- Customers interact easily with its familiar form factor and intuitive user experience
- Navigate naturally with touch or use Surface Pen* for a natural writing experience
- Read comfortably, with a 3:2 aspect ratio like a sheet of paper



Transform front of house interactions

Flexibility to do more

- Employees get the most out of their device, with flexibility between tablet and laptop
- Use it as a tablet to pass back and forth with customers
- Use it as a laptop behind the desk – leverage the Kickstand and Type Cover*
- Connect it to Surface Dock* to project to multiple monitors for a more desktop-like experience



Equip your staff on the floor


Your customer service reps and operations staff need to react, improvise, and represent your organization. Arm them with Surface Go so they can better help your customers, and keep your essential processes going.



Equip your staff on the floor

Engage with customers in new ways

- Interact side-by-side with customers on a high-resolution PixelSense™ display
- Allow customers to participate naturally through intuitive navigation with touch and a fluid digital inking experience that feels like pen on paper



Equip your staff on the floor

Power essential software

- Run line-of-business applications seamlessly with an Intel® Pentium® Gold processor, up to 8 GB RAM, and 256 GB storage
- Allow your workforce to transition easily between using the device for on-the-floor tasks and as their personal computer to stay updated on company mail, organizational training, and more



Equip your staff on the floor

Design that employees and customers will love

- Impress customers and reflect your brand with sleek, modern design
- Employees will feel good holding it in their hands
- Pair it with a variety of custom cases and accessories to meet employees' needs, from custom cases and sleeves to industry accessories like mobile POS systems

Empower your team in the field

Your field teams have to be ready for anything, from simple problem solving to crisis management. Ready them with Surface Go, a tool to help them get their jobs done.





Empower your team in the field

Up to any task

- Power through long hours in the field with up to 9 hours of battery life¹ on a single charge
- Leverage standard peripherals using the USB-C port that supports power, video, and data
- Capture photos in the field with a rear facing 8MP camera



Empower your team in the field

Connect seamlessly

- Connect your field teams to each other and the rest of the company with LTE Advanced
- Work faster with a best-in-class Cat 9 modem and cellular speeds of up to 450 Mbps
- Connect to 4G LTE networks nearly anywhere with support of 21 LTE bands
- Connect with teammates from any location using the 5MP front facing camera for Skype for Business calls



Empower your team in the field

Durability to withstand

- Like all Surface devices, Surface Go has been through hundreds of stringent use case scenarios for durability
- Performs well in dusty environments like factory floors or mines with no air vents required for cooling
- Third party accessories to support field scenarios from ruggedized cases to screen protectors to vehicle mounts

Secure and easy to manage

Achieve simplified rollouts and peace of mind with Microsoft Surface

Manageability

- Streamline management across devices
- Leverage Windows AutoPilot to deploy devices to end users through the cloud
- Manage Firstline access to corporate apps with identity-driven protection
- Meet evolving workplace regulatory requirements

Security

- Windows 10 delivers the security IT teams trust
- Manage Surface devices confidently at the UEFI level with Surface Enterprise Management Mode
- Help end users maintain secure access to their information with Windows Hello
- Streamlined security updates delivered remotely or in batches



Appendix



Accessories



New Microsoft Surface Mobile Mouse


Our new mouse is lightweight and ergonomic, and features Bluetooth connectivity, precise control and a choice of four colors.



New Surface Go Type Cover (Black) and New Surface Go Signature Type Cover (Colors)

This ultra-compact type cover performs like a full-size keyboard, with a complete mechanical keyset for precise, comfortable typing.

Accessories



Surface Pen

Write and draw naturally with tilt for shading, better accuracy, and faster, more precise ink.

Surface Dial

An intuitive tool that offers quick access to shortcuts, drawing tools, and more.



New USB-C Adapters

Connect to more devices with the USB-C™ to USB 3.0 Adapter, USB-C™ to DisplayPort Adapter, and USB-C™ to Ethernet and USB 3.0 Adapter.



Surface Dock

Transform your Surface into a desktop experience by connecting your Dock with the Surface Connect cable.

Meet the Surface family

Surface powers the modern workplace

Surface Hub
Unlock the power of the group



Surface Studio

The ultimate creative studio



Surface Book 2
Powerhouse performance

Surface Laptop
Style and speed

Surface Pro
Ultra-light
and versatile

Surface Go
Portable power

Technical specifications

Display	10" PixelSense™ Display, 1800 x 1200 (217 PPI) 10-point multi-touch, Aspect ratio 3:2 Corning® Gorilla® Glass 3 Contrast ratio: 1500:1
Dimensions	9.65" x 6.9" x 0.33" (245mm x 175mm x 8.3mm)
Weight	Wi-Fi: 1.15 lbs (522g) LTE Advanced: Pending Note: Weight not including Type Cover (sold separately)
Processor	Intel® Pentium® Gold Processor 4415Y
Memory (RAM)/Storage Combinations ¹	4GB RAM, 64GB embedded MultiMediaCard (eMMC) drive <ul style="list-style-type: none">• <i>Available in Wifi only for commercial/EDU customers (and consumers)</i> 8GB RAM, 128GB solid state drive (SSD) <ul style="list-style-type: none">• <i>Available in Wifi and LTE for commercial/EDU customers (and consumers)</i> 8GB RAM, 256GB solid state drive (SSD) <ul style="list-style-type: none">• <i>Available in LTE only for commercial/EDU customers (not available for consumers)</i>
Graphics	Intel® HD Graphics 615
Battery	Up to 9 hours of battery life local video playback ² With LTE Advanced: Pending ³

Technical specifications (continued)

Security	TPM 2.0 for enterprise security Enterprise-grade protection with Windows Hello face sign-in
Software	Commercial/EDU customers: Ships with Windows 10 Pro configurable to S Mode ¹ 1 month trial for new Microsoft Office 365 customers
Wireless	Wi-Fi: IEEE 802.11 a/b/g/n/ac compatible Bluetooth Wireless 4.1 technology
Network (LTE Advanced models) ²	Nano SIM Tray 4G LTE Advanced (Bands 1, 2, 3, 4, 5, 7, 8, 12, 13, 17, 19, 20, 25, 26, 28, 29, 30, 38, 39, 40, 41) GPS / GLONASS: Standalone and assisted GNSS, accuracy up to 3 meters
Sensors	Ambient light sensor Accelerometer Gyroscope Magnetometer
Connections and expansions	1 x USB-C™ 1 x Surface Connect port 3.5 mm headphone jack 1 x microSDXC card reader Surface Type Cover port

Technical specifications (continued)

Cameras, video, and audio	Windows Hello face authentication camera (front-facing) 5.0MP front-facing camera with 1080p Skype HD video 8.0MP rear-facing autofocus camera with 1080p HD video Single microphone 2W stereo speakers with Dolby® Audio™ Premium
Exterior	Casing: Magnesium Color: Silver Physical buttons: Volume, Power
What's in the box	Surface Go (Wi-Fi or with LTE Advanced) 24W Power Supply Quick Start Guide Safety and Warranty documents
Warranty	1-year limited hardware warranty